

# Web Services in PHP

By: *Ilia Alshanetsky*

# The REST Way

- Representational State Transfer (REST)
  - Concept coined by Roy Fielding
- Uses the web or to be precise HTTP or HTTPS exclusive for transmitting web service request and response.
- Classic setup:
  - Input via GET/POST
  - Output as XML document



# REST Request

`http://site.com/forum/rss.php?latest=1`

That's all folks

Want to make a remote request?

No problem!

```
$url = "...";
```

```
$response = file_get_contents($url);
```



# REST Response

```
<?xml version="1.0"?>
<forum uri="http://fudforum.org/index.php">

  <item id="1">
    <title>First Post!!!</title>
    <link>http://fudforum.org/index.php/m/1</link>
    <description>1st message in the forum.</description>
  </item>

  <item id="2">
    <title>Re: First Post!!!</title>
    <link>http://fudforum.org/index.php/m/1</link>
    <description>Almost like Slashdot.</description>
  </item>

</forum>
```



# Parsing XML Response

- To parse the returned XML we turn to any number of extensions found in PHP.
  - XML extension
    - Basic XML parser based on SAX methodology found in all PHP versions.
  - SimpleXML
    - Arguably the simplest XML parser to use.
  - DOM
    - Maximum flexibility for both parsing and creating XML
  - XMLReader
    - Pull parser, that combines ease of use with high performance.

# XML Parsing Methodologies

## SAX

(Simple API for XML)

An event based approach where by each action, such “found new tag” needs to be handled. The triggerable events include:

- open tag
- close tag
- tag’s data

## DOM

(Document Object Model)


Loads the entire document into memory, creating a “tree” representing the XML data. The tree can then be traversed in multitude of ways.

# Simple API for XML

- Uses little memory.
- Allows work to start immediately.
- Works well with remote XML data source.
- Same parsing API in PHP 4 and 5
- All those handler calls are slow.
- Only Sequential data access.
- Can't easily retrieve a particular document segment.
- Requires lot's of PHP code.
- Read-only.

# Document Object Model

- Very fast for small documents.
- Access anything anytime.
- Simpler PHP interface.
- Underlying XML parsing library, libXML2 is better suited for DOM.
- “All your memory are belong to DOM”.
- Data only usable after the complete document is retrieved parsed.
- You’ll need PHP 5+.





# PHP's XML Parsers

## SAX

(Simple API for XML)

- XML
- XMLReader (PECL)
- XMLWriter (PECL)

## DOM

(Document Object Model)

- SimpleXML
- DOM (PHP5)
- DOMXML (PHP 4)
- XSLT (dom engine)
- SOAP (dom engine)
- XML-RPC (dom engine)

# Biggest Gripe About Sax

- One of the biggest complaints about SAX is that it PHP requires the developer to write a lot of code and be fully aware of the XML being parsed.



# It can't be that bad, can it?

```
class xmlParser {
    private $x, $file, $cur_tag, $cur_id;
    public $data_store = array(), $n_entries = 0;
    function __construct($xml_file) {
        $this->file = $xml_file;
        $this->x = xml_parser_create();

        xml_set_object($this->x, $this);
        xml_set_element_handler($this->x, "startTag", "endTag");
        xml_set_character_data_handler($this->x, 'tagContent');
    }
    function parse() {
        $fp = fopen($this->file, "r");
        while (!feof($fp))
            xml_parse($this->x, fread($fp, 1024), feof($fp));
        fclose($fp);
    }
    function __destruct() { xml_parser_free($this->x); }
```

# Callbacks

```
function startTag($parser, $tag_name, $attribute) {
    if ($tag_name == 'ITEM') {
        $this->cur_id = (int)$attribute['ID'];
        $this->data_store[$this->cur_id] = array();
    } else if ($tag_name != 'FORUM')
        $this->data_store[$this->cur_id][$tag_name] = '';

    $this->cur_tag = $tag_name;
}

function endTag($parser, $tag_name) {
    if ($tag_name == 'ITEM') ++$this->n_entries;
}

function tagContent($parser, $data) {
    if (in_array($this->cur_tag, array(
        'TITLE', 'LINK', 'DESCRIPTION')))
        $this->data_store[$this->cur_id][$this->cur_tag] .= $data;
}
```

# Case Sensitivity

- One of things XML shares with HTML is the inherent case-insensitivity of the tags.
- The XML extensions automatically “solves” this problem for you by case-folding all tags to uppercase.
  - To disable this functionality use:

```
xml_parser_set_option($parser, XML_OPTION_CASE_FOLDING, 0);
```

# Why have parser in handlers?

- The parser reference allows retrieval additional information about the XML content.
  - `xml_get_current_line_number(resource parser)`
    - The current line number in the XML file.
  - `xml_get_current_byte_index(resource parser)`
    - The current file position (starts at 0).
  - `xml_get_current_column_number(resource parser)`
    - The position in the current column (starts at 0).

# What About Errors?

- In the event of an error `xml_parse()` will return 0.

```
function parse() {
    $fp = fopen($this->file, "r");
    while (!feof($fp)) {
        if (!xml_parse($this->x, fread($fp, 1024), feof($fp))) {
            printf("Error #%d: '%s' on %s:%d\n",
                ($c = xml_get_error_code($this->x)),
                xml_error_string($c),
                $this->file,
                xml_get_current_line_number($this->x));
        }
    }
    fclose($fp);
}
```

# Putting it all together

```
$a = new xmlParser("xml.xml");  
$a->parse();  
echo "Found {$a->n_entries} Messages\n";  
foreach ($a->data_store as $id => $v) {  
    echo "{$id}) {$v['TITLE']}\n";  
}
```

## Output:

Messages Found: 2

1) First Post!!!

2) Re: First Post!!!





# SimpleXML to the Rescue!

Thanks to the SimpleXML extension, it can.

```
<?php
foreach (simplexml_load_file("xml.xml") as $v) {
    echo "{$v['id']} {$v->title}\n";
}
?>
```

By making use of the new PHP 5 OO features such as `__toString()` and object overloading it makes parsing XML so very simple.

# DOM Extension

- DOM extension is a complete rewrite of the DOMXML extension that was available in PHP 4.

The core functionality includes:

- Read/Write/Create functionality.
- XPath queries.
- Several document validation mechanisms.
- Namespace Support
- HTML parsing capabilities.



# Basic Usage

- Reading data from XML document via DOM is conceptually not much different from SimpleXML.

```
<?php
```

```
$dom = new domDocument();
```

```
$dom->load("xml.xml");
```

```
foreach ($dom->getElementsByTagName('title') as $k => $node) {
```

```
    $id = $dom->getElementsByTagName('item')->
```

```
        item($k)->getAttribute('id');
```

```
    echo "{$id}) {$node->nodeValue}\n";
```

```
}
```

```
?>
```

# Creating XML

```
$dom = new domDocument("1.0", "ISO-8859-1");  
$dom->formatOutput = 1;  
$root = $dom->createElement('books');  
  
$branch = $dom->createElement('book');  
  
$branch->setAttribute('ISBN', '0973862106');  
  
$leaf = $dom->createElement('title');  
$leaf->appendChild(  
    $dom->createTextNode('PHP Guide to  
    Security'));  
$branch->appendChild($leaf);
```

# Creating XML Step 2

```
$leaf = $dom->createElement('price');  
$leaf->appendChild(  
    $dom->createTextNode('32.99'));  
$branch->appendChild($leaf);
```

```
$leaf = $dom->createElement('url');  
$leaf->appendChild(  
    $dom->createCDATASection('amazon.com/...'));  
$branch->appendChild($leaf);
```

# Creating XML Step 3

```
$root->appendChild($branch);  
$dom->appendChild($root);  
echo $dom->saveXML();
```

# What do we have?

```
<?xml version="1.0" encoding="ISO-8859-1"?>
<books>
  <book ISBN="0596007647">
    <title>PHP Guide to Security</title>
    <price>26.37</price>
    <url><![CDATA[amazon.com/...]]</url>
  </book>
</books>
```

# Modifying Existing Documents

```
$dom = new domDocument();
$dom->load("xml.xml");

$item = $dom->createElement('item');
$item->setAttribute('id', '1.5');
foreach (array('title', 'link', 'description') as $v) {
    $leaf = $dom->createElement($v);
    $leaf->appendChild($dom->createTextNode($v));
    $item->appendChild($leaf);
}

$in1 = $dom->getElementsByTagName('forum')->item(0);
$ref_node = $dom->getElementsByTagName('item')->item(1);
$in1->insertBefore($item, $ref_node);
$dom->save("new_xml.xml");
```



# Generated XML

```
<?xml version="1.0"?>
<forum uri="http://fudforum.org/index.php">

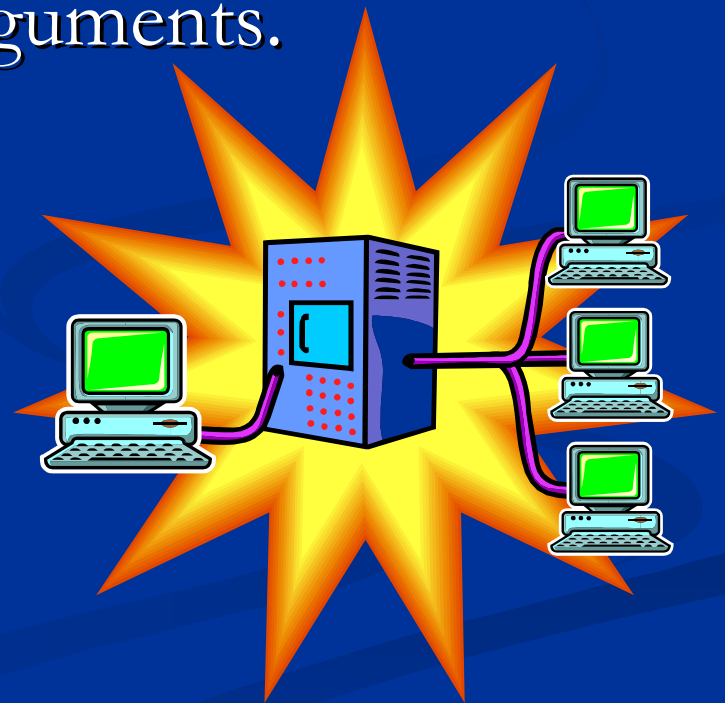
  <item id="1">
    <title>First Post!!!</title>
    <link>http://fudforum.org/index.php/m/1</link>
    <description>1st message in the forum.</description>
  </item>

  <item
    id="1.5"><title>title</title><link>link</link><description>desc
    ription</description></item>
  <item id="2">
    <title>Re: First Post!!!</title>
    <link>http://fudforum.org/index.php/m/2</link>
    <description>Almost like Slashdot.</description>
  </item>

</forum>
```

# XML-RPC

- XML-RPC allows a computer to execute functions and class methods on another computer with any given arguments.
- Uses HTTP for transporting requests that are encoded using XML.



# XMLRPC Request

```
<?xml version="1.0"?>
<methodCall>
  <methodName>package.info</methodName>
  <params>
    <param>
      <value>
        <string>XML_RPC</string>
      </value>
    </param>
  </params>
</methodCall>
```

# XMLRPC Response

```
<?xml version="1.0" encoding="iso-8859-1"?>
<methodResponse>
<params>
<param>
  <value>
    <struct>
      <member>
        <name>packageid</name>
        <value> <string>17</string> </value>
      </member>
      <member>
        <name>name</name>
        <value> <string>XML_RPC</string> </value>
      </member>
    </struct>
  </value>
</param>
</params>
</methodResponse>
```

# XMLRPC Server

```
<?php
function cur_date() {
    return date("r");
}
// create a new XMLRPC server instance
$xs = xmlrpc_server_create();
// expose local cur_date function as date method
xmlrpc_server_register_method($xs, "date",
    "cur_date");
// listen for requests coming via POST
echo xmlrpc_server_call_method($xs,
    $HTTP_RAW_POST_DATA, NULL);
// free server instance
xmlrpc_server_destroy($xs);
?>
```

# Response Formatting Options

- **verbosity:** determine compactness of generated xml. options are `no_white_space`, `newlines_only`, and `pretty`.
  - default = `pretty`
- **escaping:** determine how/whether to escape certain characters. 1 or more values are allowed. If multiple, they need to be specified as a sub-array. options are: `cdata`, `non-ascii`, `non-print`, and `markup`.
  - default = `non-ascii`, `non-print`, `markup`
- **version:** version of xml vocabulary to use. currently, three are supported: `xmlrpc`, `soap 1.1`, and `simple`.
  - default = `xmlrpc`
- **encoding:** the encoding that the data is in.
  - default = `iso-8859-1`

# XMLRPC Client

```
$req = xmlrpc_encode_request("date", array());

$opts = array(
    'http' => array(
        'method' => "POST",
        'content' => $req
    )
);

$context = stream_context_create($opts);
$cctx = @file_get_contents(
    "http://localhost/xmlrpc_server.php",
    NULL,
    $context);
echo xmlrpc_decode($cctx);
```

# Pros & Cons

- Easy to understand, implement and debug.
- Quite fast.
- Stable
- Can be emulated with PEAR
- No new functionality being added.
- Not completely buzzword compliant.
- Very few big providers use XMLRPC.



# SOAP

- Formerly known as Simple Object Access Protocol.
- A messaging format primary used for RPC.
- Uses XML.
- View Source protocol.
- Developed jointly by Microsoft, IBM and W3C.



# SOAP Rules

- Each SOAP document, be it a request or response must follow a set of formatting rules:
  - Must have a top-level Envelope namespaced to `http://schemas.xmlsoap.org/soap/envelope/`
  - Must contain Body element.
  - May contain an optional Header and Fault elements.
  - The contents of Header and Body must be properly namespaced.

# SOAP Document

```
<?xml version="1.0"?>
<soap:Envelope
xmlns:soap="http://www.w3.org/2001/12/soap-envelope"
soap:encodingStyle="http://www.w3.org/2001/12/soap-encoding">

  <soap:Header>
    <m:Trans xmlns:m="http://www.example.com/header/"
              soap:mustUnderstand="1">
      234
    </m:Trans>
  </soap:Header>

  <soap:Body>
    <soap:Fault></soap:Fault>
    <purge xmlns="http://fud.prohost.org/message">
      <documentid>298</documentid>
    </purge>
  </soap:Body>
</soap:Envelope>
```

# SOAP Faults

- Faults can be of four basic types:
  - **VersionMismatch:** invalid namespace for the SOAP Envelope
  - **MustUnderstand:** a required header was not understood by the server
  - **Client:** the message sent by the client was not properly formed, or did not contain the necessary information to fulfill the request.
  - **Server:** the message could not be processed
- Faults can also contain other information, such as a basic message describing the fault, the URI of the originator of the fault, and a detail field that can be used to provide any other data.

# SOAP Fault

```
<?xml version="1.0"?>
<env:Envelope xmlns:env="http://www.w3.org/2003/05/soap-envelope"
  xmlns:m="http://www.example.org/timeouts"
  xmlns:xml="http://www.w3.org/XML/1998/namespace">
<env:Body>
  <env:Fault>
    <env:Code>
      <env:Value>env:Sender</env:Value>
      <env:Subcode>
        <env:Value>m:MessageTimeout</env:Value>
      </env:Subcode>
    </env:Code>
    <env:Reason>
      <env:Text xml:lang="en">Sender Timeout</env:Text>
    </env:Reason>
    <env:Detail> <m:MaxTime>P5M</m:MaxTime> </env:Detail>
  </env:Fault>
</env:Body>
</env:Envelope
```

# SOAP Client

```
<?php
// create a new SOAP client based on Google WSDL
$client = new SoapClient("./GoogleSearch.wsdl");
// retrieve content of ilia.ws from Google's Page cache
$google_cache = $client->doGetCachedPage($developer_id,
    "http://ilia.ws");
// display retrieved page
echo base64_decode($google_cache);
?>
```



# Web Service Description Language

- WSDL is machine readable description (XML) of a web service.
  - The service provider uses WSDL to describe the methods offers, their parameters and the return values the client may expect.
  - The client parses the WSDL to determine the available methods, how to encode the parameters to them and how to deal with the returned data.

# Captcha WSDL

```
<?xml version='1.0' encoding='UTF-8' ?>
<definitions name='Captcha'
  targetNamespace='http://example.org/Captcha'
  xmlns:tns=' http://example.org/Captcha'
  xmlns:soap='http://schemas.xmlsoap.org/wsd/soap/'
  xmlns:xsd='http://www.w3.org/2001/XMLSchema'
  xmlns:soapenc='http://schemas.xmlsoap.org/soap/encoding/'
  xmlns:wsd='http://schemas.xmlsoap.org/wsd/'
  xmlns='http://schemas.xmlsoap.org/wsd/'>

  <message name='captcha_in'>
  </message>

  <message name='captcha_out'>
    <part name='id' type='xsd:int' />
  </message>
```



# Captcha WSDL

```
<message name='check_captcha_in'>
  <part name='text' type='xsd:string' />
  <part name='id' type='xsd:int' />
</message>

<message name='check_captcha_out'>
  <part name='value' type='xsd:boolean' />
</message>

<portType name='CaptchaPortType'>
  <operation name='captcha'>
    <input message='tns:captcha_in' />
    <output message='tns:captcha_out' />
  </operation>
  <operation name='check_captcha'>
    <input message='tns:check_captcha_in' />
    <output message='tns:check_captcha_out' />
  </operation>
</portType>
```

# Captcha WSDL

```
<binding name='CaptchaBinding' type='tns:CaptchaPortType'>
  <soap:binding style='rpc'
    transport='http://schemas.xmlsoap.org/soap/http' />
  <operation name='captcha'>
    <soap:operation soapAction='urn:cap-value#captcha' />
    <input>
      <soap:body use='encoded' namespace='urn:cap-value'
        encodingStyle='http://schemas.xmlsoap.org/soap/encoding/' />
    </input>
    <output>
      <soap:body use='encoded' namespace='urn:cap-value'
        encodingStyle='http://schemas.xmlsoap.org/soap/encoding/' />
    </output>
  </operation>
  <operation name='check_captcha'>
    <soap:operation soapAction='urn:cap-value#check_captcha' />
    <input>
      <soap:body use='encoded' namespace='urn:capc-value'
        encodingStyle='http://schemas.xmlsoap.org/soap/encoding/' />
    </input>
    <output>
      <soap:body use='encoded' namespace='urn:capc-value'
        encodingStyle='http://schemas.xmlsoap.org/soap/encoding/' />
    </output>
  </operation>
</binding>
```

# Captcha WSDL

```
<service name='CaptchaGenerator'>  
  <port name='CaptchaPort' binding='CaptchaBinding'>  
    <soap:address location='http://localhost/captchaServer.php' />  
  </port>  
</service>  
</definitions>
```

- As you can see to provide a very simple web services, only offering two functions takes several pages of WDSL web service description.

# Server Code

```
// instantiate SOAP server
$server = new SoapServer("./captcha.wsdl");
// Register exposed method
$server->addFunction('captcha'); // generate captcha
$server->addFunction('check_captcha'); // check captcha ID
$server->handle(); // listen of requests via POST
```

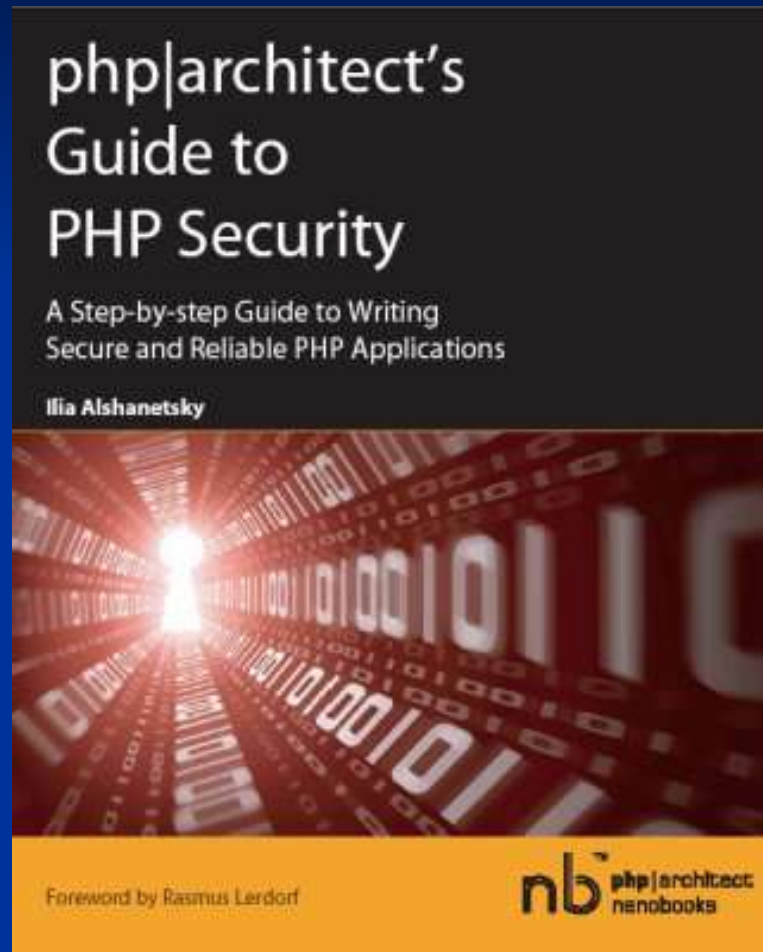
- As far as the PHP implementation goes, the needed code is extremely simple, in many ways making up for the complexities of WSDL.

# Client Interface

```
<?php
$a = new SoapClient("./captcha.wsdl");
if (!empty($_POST)) {
    if ($a->check_captcha($_POST['text'], $_POST['id']))
        echo Validation Passed<br />';
    else
        echo 'Validation Failed<br />';
}
?>
<form method="post" action="<?php echo basename(__FILE__); ?>">

<br />
<input type="hidden" name="id" value="<?php echo $id; ?>" />
The text is: <input type="text" name="text" value="" />
<input type="submit" />
</form>
```

```
<?php include “/book/plugin.inc”; ?>
```



# Questions

