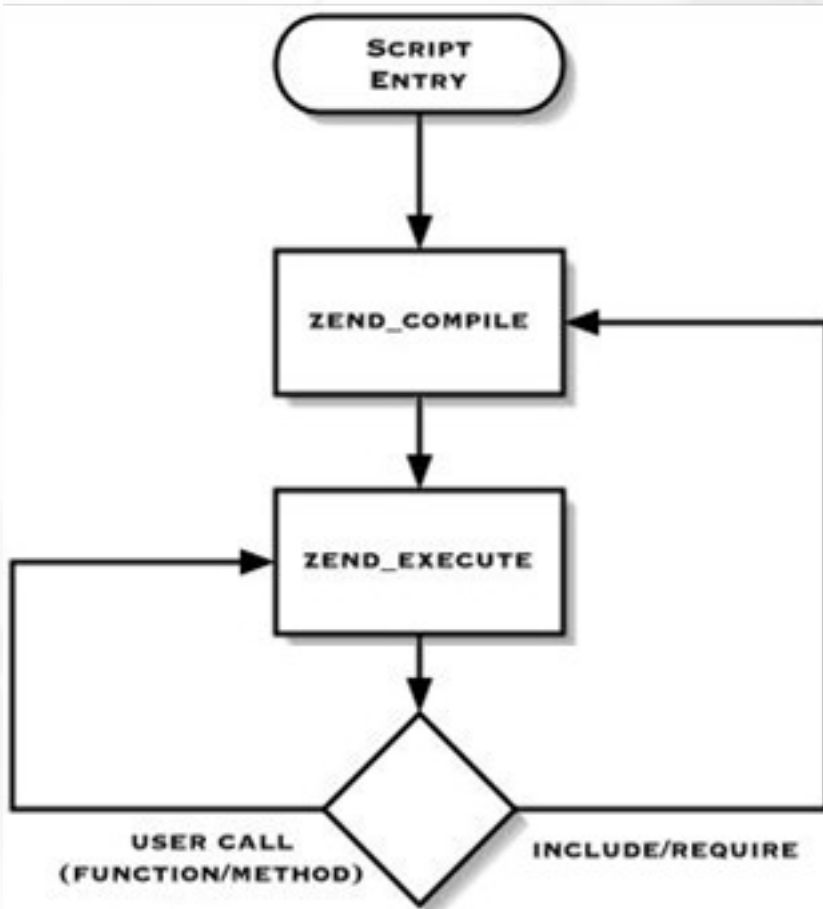


PHP & Performance

By: Ilia Alshanetsky

Compiler/Opcodc Caches

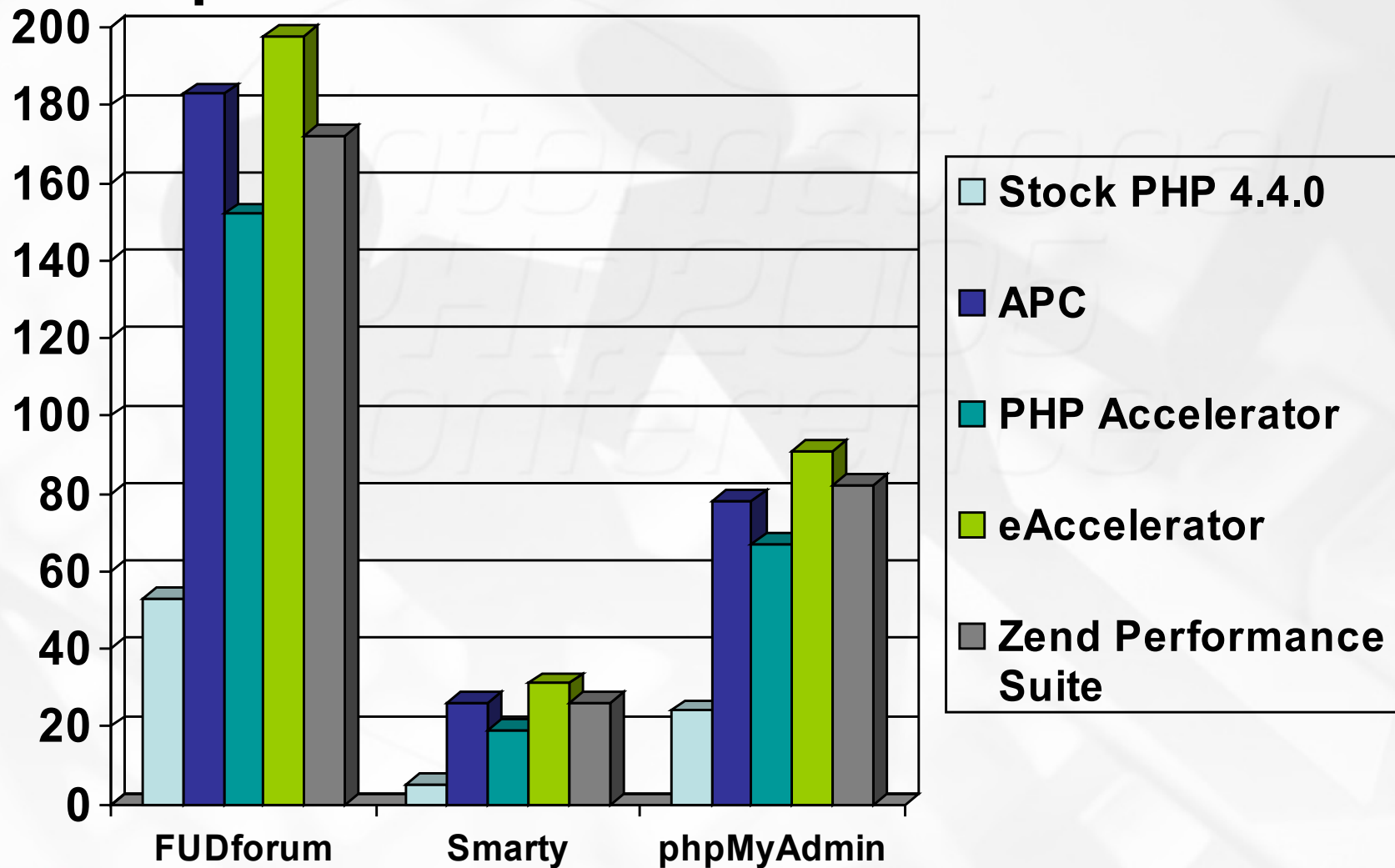


- This cycle happens for every include file, not just for the "main" script.
- Compilation can easily consume more time than execution.

Compiler/Opcode Caches

- Each PHP script is compiled only once for each revision.
- Reduced File IO, opcodes are being read from memory instead of being parsed from disk.
- Opcodes can be optimised for faster execution.

Opcode Cache Benchmarks



Compiler Optimisations

- For absolute maximum performance, ensure that all of the software is compiled to take advantage of the available hardware.
 - Enable all compiler optimizations with `-O3`
 - Tune the code to your CPU via `-march -mcpu`
 - CPU specific features `-msse -mmmx -mfpmath=sse`
 - Drop debug data `-fomit-frame-pointer`

```
export CFLAGS="-O3 -msse -mmmx -march=pentium3 \  
-mcpu=pentium3 -funroll-loops -mfpmath=sse \  
-fomit-frame-pointer"
```

Reduce Binary/Library Size

- Eliminate waste by removing debugging symbols from object files using the `strip` utility.
 - Saves disk space.
 - Reduces memory needed to load the binary.
- Stripping PHP binaries and/or modules on average makes them 20-30% smaller.
- Very useful for CLI/CGI PHP binaries.

Web Server: File IO

- Keep `DirectoryIndex` file list as short as possible.
- Whenever possible disable `.htaccess` via `AllowOverride none`.
- Use `Options FollowSymLinks` to simplify file access process in Apache.
- If logs are unnecessary disable them.
- If logging is a must, log everything to 1 file and break it up during the analysis stage.

Web Server: Syscalls

- Syscall is function executed by the Kernel. The goal is to minimise the number of these calls needed to perform a request.
 - Do not enable `ExtendedStatus`.
 - For Deny/Allow rules use IPs rather than domains.
 - Do not enable `HostnameLookups`.
 - Keep `ServerSignature` off



Web Server: KeepAlive

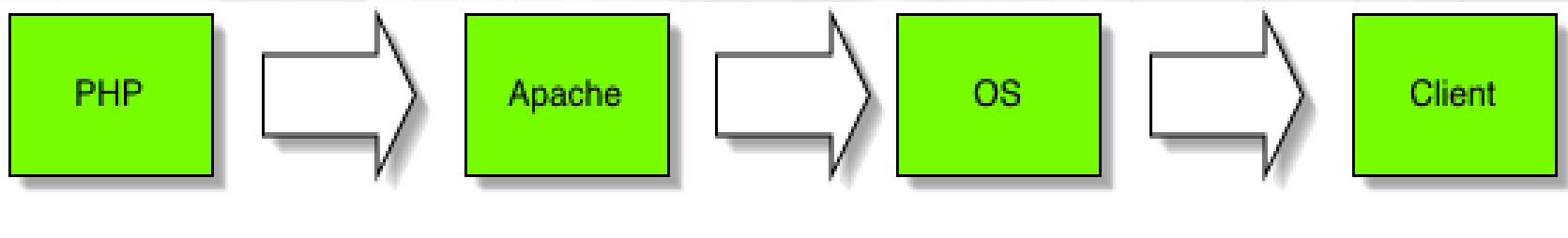
- In theory `KeepAlive` is supposed to make things faster, however if not used carefully it can cripple the server.
 - In Apache set `KeepAlive` timeout, `KeepAliveTimeout` as low as possible. **Suggested value: 10 seconds.**
 - If the server is only serving dynamic requests, disable `KeepAlive` all together.

Static Content Serving

- While Apache is great for dynamic requests, static requests can be served **WAY FASTER** by other web servers.
 - `lighttpd`
 - `Boa`
 - `Tux`
 - `thttpd`
- For static requests these servers can be 300-400% faster than Apache.



Matching Your IO Sizes



- The goal is to pass off as much work to the kernel as efficiently as possible.
- Optimizes PHP to OS Communication
- Reduces Number Of System Calls

Output Buffering

- Efficient
- Flexible
- In your script, with `ob_start()`
- Everywhere, with `output_buffering = On`
- Improves browser's rendering speed



Output Buffering

- The idea is to hand off entire page to the kernel without blocking.

Buffer Size requested via Apache's `SendBufferSize`.
Regulated via kernel tcp buffer size limits.



- In Apache:

`SendBufferSize = PageSize`

Network Buffer Sizing Cont.

OS (Linux)

```
/proc/sys/net/ipv4/tcp_wmem  
4096      16384    maxcontentsize  
min      default  max
```

```
/proc/sys/net/ipv4/tcp_mem  
(maxcontentsize * maxclients) / pagesize
```

Be careful on low memory systems!


Bandwidth Optimizations

- **Less output is good because...**
 - Saves server bandwidth (saves \$\$ too).
 - Reduces server resource usage (CPU/Memory/Disk)
 - Pages load faster for clients.
 - Reduces network IO high traffic sites, where it is the primary bottleneck in most cases.
 - Reduces probability of partial page downloads.



Content Compression

- Most browser support retrieval of compressed pages and then decompressing them prior to rendering.
- Compressed pages are on average are 7-10 times smaller.
 - Implementations:
 - Apache 1 (`mod_gzip` / `mod_deflate`)
 - Apache 2 (`mod_deflate`)
 - PHP
 - From PHP configuration `zlib.output_compression=1`
 - From inside the script `ob_start("ob_gzhandler")`
- Compression will utilize 3%-5% of CPU.



Content Reduction

- Use post-processor such as the `tidy` extension to eliminate white-space and any unnecessary components from final HTML output.

```
<?php
$o = array("clean" => true,
  "drop-proprietary-attributes" => true,
  "drop-font-tags" => true,
  "drop-empty-paras" => true,
  "hide-comments" => true,
  "join-classes" => true,
  "join-styles" => true
);

$tidy = tidy_parse_file("php.html", $o);
tidy_clean_repair($tidy);
echo $tidy;
?>
```

```
clean=1
drop-proprietary-attributes=1
drop-font-tags=1
drop-empty-paras=1
hide-comments=1
join-classes=1
join-styles=1

<?php
ini_set("tidy.default_config",
  /path/to/compact_tidy.cfg");
ini_set("tidy.clean_output", 1);
?>
```

Tuning PHP Configuration

- `register_globals = Off` **
- `magic_quotes_gpc = Off`
- `expose_php = Off`
- `register_argc_argv = Off`
- `always_populate_raw_post_data = Off` **
- `session.use_trans_sid = Off` **
- `session.auto_start = Off` **
- `session.gc_divisor = 1000` or `10000`
- `output_buffering = 4096`



** Off by default

Profiling & Benchmarking

- Identify Bottlenecks
- Track Resource Usage
- Generate Call Trees
- Create Progress Tracking Data



Helpful Tools

- Benchmarking content serving
 - Apache Bench (<http://apache.org>)
 - httpperf (<http://freshmeat.net/projects/httpperf/>)
- PHP Profilers
 - DBG (<http://dd.cron.ru/dbg/>)
 - APD (pear install apd)
 - Xdebug (<http://xdebug.org/>)

Web Server Testing

Server Software: Apache
Server Hostname: localhost
Server Port: 80
Document Path: /php.php
Document Length: 46844 bytes

Concurrency Level: 10
Time taken for tests: 0.265 seconds
Complete requests: 100
Failed requests: 0
Broken pipe errors: 0
Total transferred: 5077082 bytes
HTML transferred: 5061168 bytes
Requests per second: 377.36 [# /sec] (mean)
Time per request: 26.50 [ms] (mean)
Time per request: 2.65 [ms] (mean, across all concurrent requests)
Transfer rate: 19158.80 [Kbytes/sec] received

Connection Times (ms)	min	mean[+/-sd]	median	max	
Connect:	0	8	5.2	8	20
Processing:	22	16	5.2	16	25
Waiting:	3	14	5.5	14	24
Total:	22	24	3.2	24	44



PHP Profilers (APD)

- PHP profilers come in a form of Zend modules that sit around the executor and collect information about the executed functions & methods.
- Installation Procedure
 - `pear install apd`
 - Modify `php.ini` with

`zend_extension=/path/to/apd.so`

Generating A Trace

- Profiling of a script starts from the point when the `apd_set_pprof_trace()` function is called.

- All code executed prior, will not be profiled.

```
$parts = preg_split("!\\s!", "a b c");  
function test(&$var) {  
    $var = base64_encode(trim($var));  
}  
apd_set_pprof_trace();  
array_walk($parts, 'test');
```

- Use the `auto_append_file` `php.ini` setting to activate profiling for an entire application.

Understanding The Trace

Real %Time	User (excl/cumm)	System (excl/cumm)	secs/ (excl/cumm)		cumm Calls call		s/call	Name		
82.4	0.00	0.00	0.00	0.00	0.00	0.00	1	0.0007	0.0007	apd_set_pprof_trace
10.2	0.00	0.00	0.00	0.00	0.00	0.00	3	0.0000	0.0000	trim
4.3	0.00	0.00	0.00	0.00	0.00	0.00	3	0.0000	0.0000	base64_encode
1.9	0.00	0.00	0.00	0.00	0.00	0.00	3	0.0000	0.0000	test
0.6	0.00	0.00	0.00	0.00	0.00	0.00	1	0.0000	0.0001	array_walk
0.6	0.00	0.00	0.00	0.00	0.00	0.00	1	0.0000	0.0008	main



Tuning PHP File Access

- Whenever opening files or including scripts into the main script try to specify a full path or at least an easily resolvable partial path.

Inefficient Approach:

```
<?php include "file.php"; ?>
```


Performance Friendly Approach:

```
<?php  
include "/path/to/file.php";  
// or  
include "./file.php";  
?>
```



Drive Tuning

- Hard-drive is in most cases the slowest part of the system, yet all the data eventually comes from it.
- By adjust the drive configuration parameters you can help your OS get the most out of it.



Drive Tuning Parameters

- Use the `hdparm` utility to adjust settings.
 - `-c1` - set IDE 32-bit I/O setting
 - `-d1` - enable DMA
 - `-u1` - enable IRQ unmasking
 - `-m16` - turn on multicount
 - `-X 34 | 66 | 100 | 133` - transfer mode
- Benchmark the affect of the changes using:
 - `hdparm -tT /dev/[drive]`

RAM Disk

- One way to accelerate File IO operations is by moving the files and directories to a RAM disk.
- On Linux this is extremely simple to do using via `tmpfs`.

```
# Speed Up /tmp Directory
```

```
mount --bind -ttmpfs /tmp /tmp
```

```
# Accelerate Scripts Directory
```

```
mount --bind -ttmpfs /home/webroot /home/webroot
```

Session Storage

- PHP's session extension by default stores each session inside a separate file.
 - Many files in one directory reduce access speed.
 - Assign each user their own session directory
 - Split sessions into multiple directories
`session.save_path = "N;/path"`
 - File system is slow, especially for random access.
 - Use alternate session storage mechanism like shared memory via "mm" session handler.

Regular Expressions

- While very useful tool for string manipulation, regex leave much to be desired when it comes to performance.

```
// Slow
if (preg_match("!^foo_!i", "FoO_")) { }

// Much faster
if (!strncasecmp("foo_", "FoO_", 4)) { }

// Slow
if (preg_match("[!a8f9]!", "sometext")) { }

// Faster
if (strpbrk("a8f9", "sometext")) { }
```

Optimizing str_replace()

- The `str_replace()` function in PHP can be slow, due it's duplication of data even if no replacement is being performed.

```
$src_str = file_get_contents("BIG_FILE");  
$src = array('abc', 123, 'text');  
$dst = array('cba', 321, 'txet');
```

```
// eliminate unnecessary replacement attempts  
foreach ($src as $k => $v)  
    if (strpos($src_str, $src) === FALSE)  
        unset($src[$k], $dst[$k]);
```

```
if ($src) $new_str = str_replace($src, $dst, $src_str);
```

strstr() vs str_replace()


```
$src_str = file_get_contents("some_big_file");
```

```
$src = array('abc', 123, 'text');  
$dst = array('cba', 321, 'txet');
```

```
$s = microtime(1);  
for ($i = 0; $i < 10000; $i++)  
    str_replace($src, $dst, $src_str);  
$e = microtime(1);  
echo ($e - $s) . "\n"; // 5.69 seconds
```

```
$new_rep = array_combine($src, $dst);
```

```
$s = microtime(1);  
for ($i = 0; $i < 10000; $i++)  
    strstr($src_str, $new_rep);  
$e = microtime(1);  
echo ($e - $s) . "\n"; // 54.42 seconds
```



Don't Reinvent the Wheel

- PHP includes hundreds of functions, always check if the desired operation is already natively implemented.

```
$data = '';  
$fp = fopen("some_file", "r");  
while ($fp && !feof($fp)) {  
    $data .= fread($fp, 1024);  
}  
fclose($fp);
```

// vs the much simpler & faster

```
$data = file_get_contents("some_file");
```



Handy New Functions

- `file_put_contents()`
 - Append data to files or create new files in one shot.
- `microtime()` **and** `gettimeofday()`
 - Return floats when passed `TRUE` as a 1st argument.
- `mkdir()`
 - Can create directory trees, when 3rd argument is set to `TRUE`.

Handy New Functions

- `convert_uuencode, convert_uudecode`
 - Fast UU encoding/decoding mechanism.
- `http_build_query()`
 - Build GET/POST query based on associated array.
- `substr_compare()`
 - `strcmp/strncasecmp/etc...` from an offset.
- `array_walk_recursive()`
 - Recursively iterate through an array.

Reference Tricks

- References can be used to simply & accelerate access to multi-dimensional arrays.

```
$a['b']['c'] = array();
```

```
// slow 2 extra hash lookups per access
```

```
for($i = 0; $i < 5; $i++)
```

```
    $a['b']['c'][$i] = $i;
```

```
// much faster reference based approach
```

```
$ref =& $a['b']['c'];
```

```
for($i = 0; $i < 5; $i++)
```

```
    $ref[$i] = $i;
```



What Is Caching?



Caching is the recognition and exploitation of the fact that most "dynamic" data does not change every time you request it.



Content Caching

```
function cache_start()
{
    global $cache_file_name;

    // a superbly creative way for creating cache files
    $cache_file_name = __FILE__ . '_cache';

    $age = 600; // default cache age

    // check if cache exists and is valid
    if (@filemtime($cache_file_name) + $age > time()) {
        // Yey! cache hit, output cached data and exit
        readfile($cache_file_name);
        unset($cache_file_name); exit;
    }
    ob_start(); // nothing in cache or cache is too old
}
```

Content Caching

```
function cache_end()
{
    global $cache_file_name;
    // nothing to do
    if (empty($cache_file_name)) return;
    // fetch output of the script
    $str = ob_get_clean();
    echo $str; // output data to the user right away
    // write to cache
    fwrite(fopen($cache_file_name.'_tmp', "w"), $str);
    // atomic write
    rename($cache_file_name.'_tmp', $cache_file_name);
}
cache_start();
// set cache termination code as the exit handler
// this way we don't need to modify the script
register_shutdown_function("cache_end");
```

Content Caching

```
<?php
require "./cache.php"; // our cache code
// Simple guestbook script.
$db = new sqlite_db("gb.sqlite");
$r = $db->array_query("SELECT * FROM guestbook");
foreach ($r as $row)
    echo $r->user . ' wrote on ' .
        date("Ymd", $r->date) . " :<br />\n" .
        $r->message . "<hr /><hr />";
?>
```

- Implementing cache without modifying the script

```
# Add to .htaccess
```

```
php_value auto_prepend_file "/path/to/cache.php"
```

```
# Or to virtual host entry in httpd.conf
```

```
php_admin_value auto_prepend_file "/path/to/cache.php"
```


On-Demand Caching

Set up a 404 error
handler in .htaccess:

```
ErrorDocument 404 /index.php  
DirectoryIndex index.php
```

```
if (!empty($_SERVER['REDIRECT_URL'])) {  
    // This is the requested page that caused the error  
    $current_page = get_page_name($_SERVER['REDIRECT_URL']);  
}  
  
// content generation  
if (!FORCE_DYNAMIC) {  
    echo $contents = ob_get_clean();  
    file_put_contents($lang."/". $current_page.".html", 'w');  
}
```


Header Caching

- Most modern browsers can and will cache page's data given the "permission" to do so.
 - For dynamic (PHP) generated pages, caching headers are not sent automatically.
 - However, you can send them yourself, telling browsers to cache page data.

```
header("Expires: ".gmdate("r", time() + 600)." GMT");
```

Pros and Cons of Caching

- Increase in performance
- Reduces resource usage
- Improved user experience.
- Architectural Complexity
- Potential for Stale or Inconsistent Data
- Reduced output control.



SQL & Performance



Most large applications will end up using databases for information storage. Improper use of this resource can lead to significant and continually increasing performance loss.



Check Your Queries

- Most databases offers tools for analyzing query execution.

SLOW

```
EXPLAIN select * from users where login LIKE '%ilia%';
```

table	type	possible_keys	key	key_len	ref	rows	Extra
mm_users	ALL	NULL	NULL	NULL	NULL	27506	where used

FAST

```
EXPLAIN select * from users where login LIKE 'ilia%';
```

table	type	possible_keys	key	key_len	ref	rows	Extra
mm_users	range	login	login	50	NULL	2	where used

Bitwise Option Packing

- Rather than creating a column for every Boolean option, you can pack 32 of them into a single integer field.

```
CREATE TABLE users (  
    is_active INT,  
    is_banned INT,  
    is_admin INT,  
    ...  
);
```

```
CREATE TABLE users (  
    user_opt INT,  
    ...  
);  
  
user_opt & 1 // active  
user_opt & 2 // banned  
user_opt & 4 // admin
```

Database Systems




**PHP can work with many database systems.
A poorly chosen system can add
significant overhead to the application.**



Declare Your Statics!

- When object properties and methods will only be accessed statically, be sure to declare them as `static`.
 - Improved performance (50-75%).
 - Clearer Code.



KISS = Performance

- The simpler the code, the faster it runs, it really is that simple.
 - Syntactic sugar.
 - Unnecessary wrappers.
 - Wrapping one liners in functions.
 - OO for the sake of OO.



Questions

Resources



- <http://ilia.ws/> (These Slides) <http://pecl.php.net/apc> (APC)
- <http://pecl.php.net/apd> (APD)
- <http://xdebug.org> (Xdebug)
- <http://www.lighttpd.net> (Lighttpd)
- <http://sysoev.ru/en/> (mod_deflate for Ap1)

```
<?php include "/book/plugin.inc"; ?>
```

